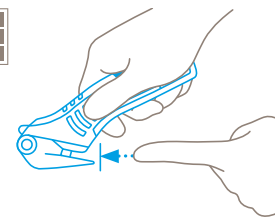


TECHNICAL DATA SHEET

SECUMAX 320 NO. 32000110

Safety technology



Concealed blade – a maximum degree of safety

The SECUMAX 320 blade is not an open one, but is hidden from people and goods. This provides you with a maximum degree of safety from cut injuries and from damage to goods.



SAFETY KNIFE WITH CONCEALED BLADE, ESPECIALLY FOR CUTTING FILM AND PLASTIC STRAPPING BAND.

Order No. 32000110.02

COMBI reloaded. The new generation.

The SECUMAX COMBI was always in a class of its own as a film cutting expert – until it found its legitimate successor. The new SECUMAX 320 makes an instant impression with its outstanding design. And if you look more closely, you will appreciate its inner values. For example, in comparison to its predecessor, the perfected ergonomics and the completely overhauled blade change. What about the subject of „the highest level of work safety“? It has always been in the COMBI's DNA – and so it will remain that way.

Safety first

The concealed blade and rounded nose reliably protects you and your products. Furthermore, the knife head has been significantly strengthened making it more robust and longer lasting.

Blade change made easy

Another benefit for handling and safety is the newly designed blade change. Simply lift up at the blade change but-

ton and remove the cover. You can then directly access the 4-cutting edge blade.

Perfect ergonomics

Can you feel the difference? The new handle shape with the finger friendly contours fits like a glove. The preset cutting angle is also kind to the hand and arm helping you to position the knife for cutting.

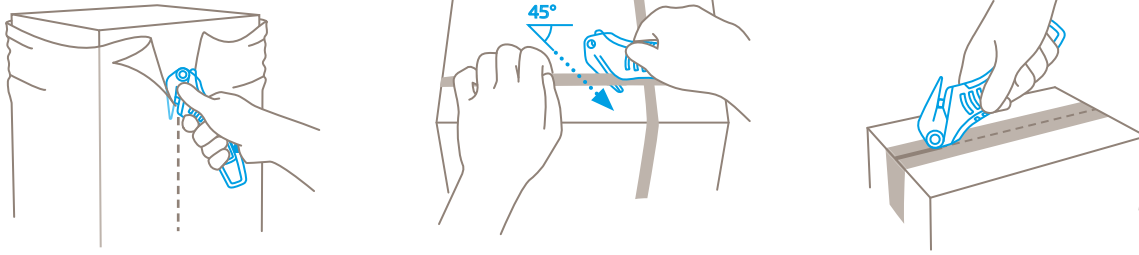
Optimised blade area

Just two examples: The cutting channel is formed so that your safety knife moves away the freshly cut material even faster. Diagonal cuts are also easier than ever to perform. Your benefits: Less effort required for the task.

Two splitting depths

When splitting tape, you now have a choice of depth between 5 mm and 3.5 mm – for even more goods protection. Just open the handle, turn around the splitter, finished. Working with the splitter is just as uncomplicated. Pierce the tape and away you go.

USAGE














PRODUCT FEATURES

Technical features

 Maximum safety	 Safer blade change (with magnet)	 Abrasion resistant	 Very ergonomic
 4-cutting edge blade	 Cutting depth	 Ceramic blade insertable	 Tape splitter
 Soft grip	 For right and left handers	 Lanyard hole	 Printable for promotional purposes

Main cutting materials

 Wrapping, stretch, and shrink foil	 Layers of foil or paper	 Plastic strapping band	 Cardboard: 1-ply
 Tape	 Bagged goods	 Textile, material	 Felt
 Safety belt	 Leather	 Coated film	 Laminated film

Installed blade



NO. 92043
0,40 mm, deep-edged

Optional blade

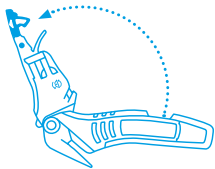


NO. 92C
0.50 mm, ceramic

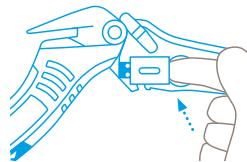


NO. 192043
0.40 mm, deep-edged, stainless


BLADE CHANGE



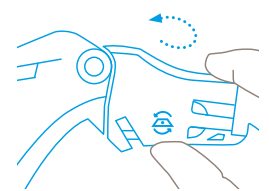
Fully open the blade carrier from the handle using the blade change button.



Place the thumb on the blade change symbol and open up the blade cover. Remove the blade from the side. Turn or change the blade.



Then align the blade **to the left edge** and insert exactly onto the locating lugs.



Close the blade cover and **fold the blade carrier back** into the handle letting the blade change button **audibly snap** into place.

SERVICES OFFERED



Safety poster



Training video



Technical data sheet



Consulting service

PRODUCT AND PACKAGING DETAILS

Order No.	NO. 32000110.02	Packaging unit	1 in single unit box
Knife size (L x W x H)	158 x 13 x 56 mm	Size Single unit box	168 x 19 x 62 mm
Weight knife	47.4 g	Weight single unit box	65.5 g
Basic material	Glass fibre reinforced plastic	EAN Code single unit box	4002632800900
Cutting depth	4 mm	Quantity in outer pack	10 knives
		Size outer pack	168 x 19 x 62 mm
		Weight outer pack	710.0 g
		EAN Code outer pack	4002632850905
		Customs tariff number	82119200

SAFETY CERTIFICATE

Date of issue	04.07.2018
Certification	GS certificate NR. 603646-6680-55094-2018/1

Certificates and awards



SECURITY ADVICE

To ensure that you use your new MARTOR knife safely and most effectively, please read and note the following user-instructions. Please keep the written guide in a safe place so that you can access it at any time.

1. General application instructions: Please always use the product carefully for manual cutting work only and not for any purposes other than those that are intended. Please take the correct handling and the proper use of the knives into account in this regard. As an additional safety measure, we recommend the wearing of safe gloves.

2. Special application instructions to avoid the danger of injuries: Only use knives that are in perfect condition and have sharp, clean and undamaged MARTOR blades. Employ the utmost care when handling the knives. Prior to use, familiarise yourself with the safety features and their functioning. Ensure that these safety features are not impaired by the type of material to be cut. CAUTION: The blade is sharp and can result in serious and deep cuts. Therefore, never reach into the blade! Do not place your free hand in the line of cutting and never cut directly towards you.

3. Replacement of spare parts: Replace any blades that become dull at the right time! Use only the replacement blades from MARTOR for this purpose. Dispose of old blades in a

proper fashion. They should not be placed in a waste paper bin, as this poses a considerable danger of injuries. Never perform any repairs yourself. If the knife shows signs of aging or any other wear, e.g. which impair safety features, blade changing or usage, the knife must be taken out of service and replaced. Do not modify this product in any way. Modifications of any kind may impair product safety. CAUTION: The risk of injury caused by manipulation of this product is extremely high.

4. Non-use of the knife: Always secure the blade in such a way (depending on product type) that injuries due to cuts are excluded. Store the knife in a secure place.

5. Care instructions: To guarantee a long service life, always keep the knife clean and do not expose it to unnecessary soiling and humidity.

CAUTION: No liability will be assumed for consequential losses. Subject to technical changes and errors! This knife does not belong in the hands of children!

ACCESSORIES

BELT HOLSTER M WITH CLIP NO. 9921



What do you do with your cutting tools when you are not actually using them? The MARTOR BELT HOLSTER M is a robust holder that allows you to carry all midsize MARTOR cutters as well as our safety scissors at all times. In addition, the interior and exterior pockets are designed to allow you to load different tools: for example you can carry an extra cutter, a pen and a pack of blades. The MARTOR BELT HOLSTER is the ideal place to stow your tools safely when moving from A to B - and have them at hand, as soon as they are required.

USED BLADE CONTAINER NO. 9810



You can fill the USED BLADE CONTAINER with the content of your SAFEBOX. Or directly with your used blades. When the box is full, turn the lid until it shuts. Now the box cannot be reopened. The next step is to safely and completely dispose of the filled USED BLADE CONTAINER as normal waste.

WALL MOUNT BRACKET USED BLADE CONTAINER NO. 9845



Include it in your order now! With this mounting bracket you can fix your USED BLADE CONTAINER to a central location. Use the clamp and screws and nuts supplied with the product to attach it to either a pipe or a rod.

SAFEBOX NO. 108000



The SAFEBOX is large enough to store a large number of used blades safely. And at the same time, it is compact enough to carry with you. The two slits are not only used for filling, but also to „shorten“ your snap-off blades. When your SAFEBOX is full, empty it into your USED BLADE CONTAINER.

MANUFACTURER

MARTOR KG | Lindgesfeld 28 | 42653 Solingen | Germany
T +49 212 73870-0 | info@martor.de | www.martor.com